



## SILTEC CABLE ROUTING SYSTEM

SILTEC cable routing system has been developed with optimal function in mind and with emphasis on simplicity and accessibility for the purposes of thorough cleaning and heat dissipation.

SILTEC cable routing system is made up of durable components of steel of highest quality, resistive to corrosion and with excellent chemical resistance.

SILTEC cable routing system is suitable for:

- The Food industry
- The Chemical industry
- Machine builders
- Office and computer environments
- Electrical installations in general

Cable trays are delivered in lengths of 118 inc. / 3000 mm. Width varies from 1 inc. to 24 inc. / 25 mm to 600 mm, and height from 1 inc. to 5 inc. / 25 mm to 125 mm.

Cable trays with custom measurements are made upon request.

All cable trays are made of round material which is gentle on cables, tubing, installers and maintenance personnel.

SILTEC cable trays are produced in Stainless steel


SILTEC cable routing system solves issues with the transport of energy in cables – simple, effective and environmentally correct.

## SILTEC CABLE ROUTING SYSTEM

- Comes with the following wire cable tray types



Open standard cable trays



Locking cable trays



Open compact trays



Heavy duty cable trays












Cable trays for one cable

In addition, we offer a large number of specialty trays and a comprehensive program of assembly parts, mounts and accessories.

# Siltec Locking Cable Trays

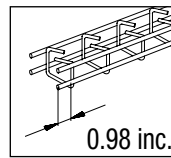
## Tray Overview

<b>S20</b>		<b>1.0" x 1.0" x 118"</b> - $\phi 0.15"$ 25 x 25 x 3000 mm - $\phi 4$ mm 316 St. Steel 570598 610100 4
<b>S20N</b>		<b>1.0" x 1.0" x 118"</b> - $\phi 0.15"$ 25 x 25 x 3000 mm - $\phi 4$ mm 304 St. Steel 570598 710100 3
<b>S21</b>		<b>2.0" x 2.0" x 118"</b> - $\phi 0.15"$ 50 x 50 x 3000 mm - $\phi 4$ mm 316 St. Steel 570598 610101 1
<b>S21N</b>		<b>2.0" x 2.0" x 118"</b> - $\phi 0.15"$ 50 x 50 x 3000 mm - $\phi 4$ mm 304 St. Steel 570598 710101 0
<b>S22</b>		<b>3.0" x 3.0" x 118"</b> - $\phi 0.15"$ 75 x 75 x 3000 mm - $\phi 4$ mm 316 St. Steel 570598 610102 8
<b>S22N</b>		<b>3.0" x 3.0" x 118"</b> - $\phi 0.15"$ 75 x 75 x 3000 mm - $\phi 4$ mm 304 St. Steel 570598 710102 7
<b>S121</b>		<b>1.0" x 2.0" x 118"</b> - $\phi 0.15"$ 25 x 50 x 3000 mm - $\phi 4$ mm 304 St. Steel 570598 710121 8
<b>S123</b>		<b>1.0" x 4.0" x 118"</b> - $\phi 0.15"$ 25 x 100 x 3000 mm - $\phi 4$ mm 304 St. Steel 570598 710123 2

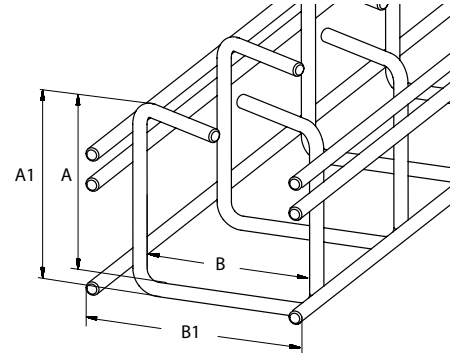
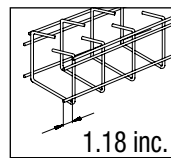


## Tray Dimensions

**S20:**



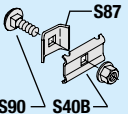
**S20N - S22N:**



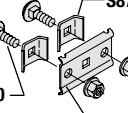
All dimensions in inches!

	S20	S20N	S21	S21N	S22	S22N	S121	S123		
<b>A:</b>	1.06	1.06	1.97	1.97	2.95	2.95	1.18	1.22		
<b>A1:</b>	1.30	1.30	2.28	2.28	3.27	3.27	1.42	1.54		
<b>B:</b>	1.18	1.18	1.97	1.97	2.95	2.95	1.97	3.74		
<b>B1:</b>	1.73	1.73	2.60	2.60	3.58	3.58	2.52	4.37		

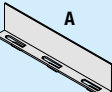
## Splice Parts / Mounts


**2 x**  **S40 Splice Kit**  
316 St. Steel 570598 650501 7

 **S40B Splice Plate**  
316 St. Steel 570598 650512 3


**2 x**  **S41 Splice Kit**  
316 St. Steel 570598 650502 4

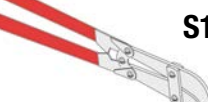
 **S41B Splice Plate**  
316 St. Steel 570598 650513 0

 **S85 Divider**  
A: 78.74" / 2000 mm  
316 St. Steel 570598 680590 2

 **S42 Splice Bracket**  
316 St. Steel 570598 650508 6

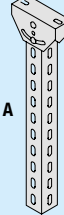
 **S87 Splice Washer**  
316 St. Steel 570598 680596 4


 **S15 Plastic Caps**  
 $\phi 0.15"$  /  $\phi 4$  mm - black  
Polypropylene  
570598 199621 6

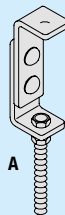
 **S19 Bolt Cutter**  
570598 210002 5

 **S119 Bolt Cutter**  
570598 210003 2

## Ceiling Mounts



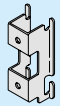
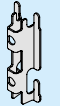
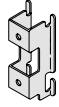


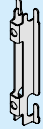

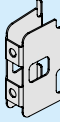
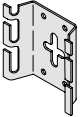
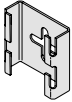
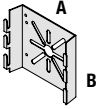
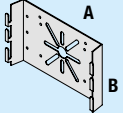
 **S71 Ceiling Hanger**  
**S71/500:** A: 19.69" / 500 mm  
316 St. Steel 570598 665571 2  
**S71/250:** A: 9.84" / 250 mm  
316 St. Steel 570598 665573 6  
**S71/750:** A: 29.53" / 750 mm  
316 St. Steel 570598 665574 3

 **S72 Clg Hanger Extension**  
A: 39.37" / 1000 mm  
316 St. Steel 570598 665575 0

 **S73 Ceiling Hanger**  
A: 39.37" / 1000 mm  
316 St. Steel 570598 665572 9

## Mounting Brackets

## More Assembly Parts, Mounts and Accessories on Pgs 8 - 9

 <p><b>S46 Mounting Brackets</b> Horizontal A 316 St. Steel 570598 655540 1</p>	 <p><b>S47 Mounting Brackets</b> Horizontal A 316 St. Steel 570598 655541 8</p>	 <p><b>S48 Mounting Brackets</b> Horizontal A 316 St. Steel 570598 655542 5</p>	 <p><b>S56 Mounting Brackets</b> Vertical D 316 St. Steel 570598 655550 0</p>
 <p><b>S57 Mounting Brackets</b> Vertical D 316 St. Steel 570598 655551 7</p>		 <p><b>S14 Mount</b> Polypropylene 570598 199610 0</p>	 <p><b>S14M Mount</b> Polypropylene 570598 199611 7</p>
 <p><b>S156 Mounting Brackets</b> Vertical A 304 St. Steel      570598 755550 9</p>	 <p><b>S157 Mounting Brackets</b> Vertical A 304 St. Steel      570598 755551 6</p>	 <p><b>S155 Mounting Brackets</b> Vertical A 316 St. Steel      570598 650155 2</p>	
 <p><b>S45 Mounting Brackets</b> Horizontal/vertical A B C D 316 St. Steel      570598 655530 2</p>	 <p><b>S45M Mounting Brackets</b> Horizontal A B C 316 St. Steel      570598 655531 9</p>	 <p><b>S80 Mounting Brackets</b> A: 5.12" / 130mm B: 4.72" / 120 mm 316 St. Steel      570598 665591 0</p>	
 <p><b>S81 Mounting Brackets</b> A: 7.87" / 200 mm B: 4.72" / 120 mm 316 St. Steel      570598 665592 7</p>			

## Disposition

Horizontal A:  Horizontal B:  Horizontal C:  Vertical D: 

	S20	S20N	S21	S21N	S22	S22N	S121	S123		
<b>Splice Parts</b>										
S40	●	●					●	●		
S40B	●	●	●	●	●	●	●	●		
S41			●	●	●	●				
S41B			●	●	●	●	●	●		
S13	●	●	●	●	●	●	●	●		
S42	●	●	●	●	●	●	●	●		
S85			●	●	●	●				
S87	●	●	●	●	●	●	●	●		
S15	●		●	●	●	●				
<b>Mount</b>										
S71/S72/S73	●	●	●	●	●	●	●	●		
S46	A	A					A	A		
S47			A	A						
S48					A	A				
S56	D									
S156		D								
S57			D		D					
S157				D		D	D	D		
S14			A,B	A,B	A,B	A,B		B		
S14M	A,B	A,B					A,B	A		
S155	D									
S155W		D								
S45			A,B,C,D	A,B,C,D	A,B,C,D	A,B,C,D				
S45M			A,B,C,D	A,B,C,D						
S80			A	A	A	A				
S81			A	A	A	A				

## Splice Plates S40B & S41B Applications



	S20	S21	S22	S22N	S121 + S123
S40B	A, D	E	A	J	A, J
S41B	-	A, B	B	J	-

