





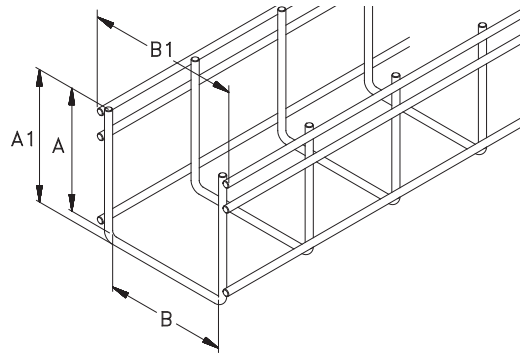
Siltec Open Cable Trays

Tray Overview

S26		2.0" x 2.0" x 118" - ø0.15" 50 x 50 x 3000 mm - ø4 mm 316 St. Steel 570598 620106 3 304 St. Steel 570598 720106 2
S27		3.0" x 3.0" x 118" - ø0.15" 75 x 75 x 3000 mm - ø4 mm 316 St. Steel 570598 620107 0
S28		4.0" x 4.0" x 118" - ø0.24" 100 x 100 x 3000 mm - ø6 mm 316 St. Steel 570598 620108 7



Tray Dimensions




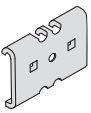
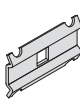

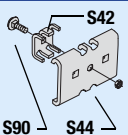
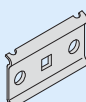



All dimensions in inches!

	S26	S27	S28						
A:	1.97	2.95	3.94						
A1:	2.13	3.11	4.13						
B:	1.97	2.95	3.94						
B1:	2.60	3.58	4.80						

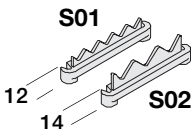
Splice Parts / Mounts

Use Examples with These Parts are Shown on This Page, and Pgs 12, 14 & 15

 S90 Bolt Kit 316 St. Steel 570598 685596 9	 S43 Splice Plate 316 St. Steel 570598 650509 3	 S42 Splice Bracket 316 St. Steel 570598 650508 6
 S44 Splice Plate 316 St. Steel 570598 650510 9	 S40B Splice Plate 316 St. Steel 570598 650512 3	 S87 Splice Bracket 316 St. Steel 570598 680596 4
2 x  S150 Splice Kit 316 St. Steel 570598 650150 7	 S41B Splice Plate 316 St. Steel 570598 650513 0 304 St. Steel 570598 750513 7	 S90H J-Bolt Kit 304 St. Steel 570598 785598 2

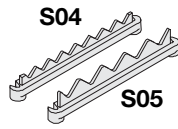
Cable Clamps - Polypropylene

S01-02



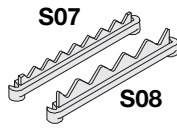
S01 - ø0.20" - 0.32" / ø5 - ø8 mm
570598 199510 3
S02 ø0.35 - 0.39" / ø9 - ø10 mm
570598 199511 0

S04-05



S04 - ø0.20" - 0.32" / ø5 - ø8 mm
570598 199515 8
S05 - ø0.35" - 0.39" / ø9 - ø10 mm
570598 199516 5

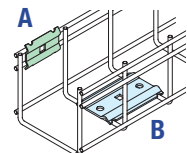
S07-08



S07 - ø0.20 - 0.32" / ø5 - ø8 mm
570598 199520 2
S08 - ø0.35 - 0.51" / ø9 - ø13 mm
570598 199521 9

Splice Plates S40B & S41B Applications






	S26	S27	S28
S40B	E	A	-
S41B	A, B	B	-




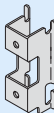
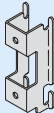
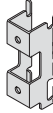
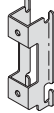
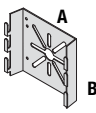
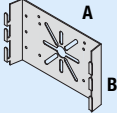
Mounting Brackets

More Assembly Parts, Mounts and Accessories on Pgs 10-11



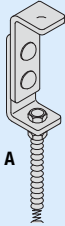
Weld-Mount

 <p>S52 Weld Bracket 316 St. Steel 570598 655546 3</p>	 <p>S53 Weld Bracket 316 St. Steel 570598 655547 0</p>	 <p>S54 Weld Bracket 316 St. Steel 570598 655548 7</p>
 <p>S61 Weld Bracket 316 St. Steel 570598 655555 5</p>	 <p>S62 Weld Bracket 316 St. Steel 570598 655556 2</p>	

Screw-Mount

 <p>S47 Mounting Brackets 316 St. Steel 570598 655541 8</p>	 <p>S48 Mounting Brackets 316 St. Steel 570598 655542 5</p>	 <p>S49 Mounting Brackets 316 St. Steel 570598 655543 2</p>
 <p>S57 Mounting Brackets 316 St. Steel 570598 655551 7</p>	 <p>S58 Mounting Brackets 316 St. Steel 570598 655552 4</p>	 <p>S80 Mounting Brackets A: 5.12" / 130 mm B: 4.72" / 120 mm 316 St. Steel 570598 665591 0</p>
 <p>S81 Mounting Brackets A: 7.87" / 200 mm B: 4.72" / 120 mm 316 St. Steel 570598 665592 7</p>		

Ceiling Mounts

 <p>S71 Ceiling Hanger S71/500: A: 19.69" / 500 mm 316 St. Steel 570598 665571 2 S71/250: A: 9.84" / 250 mm 316 St. Steel 570598 665573 6 S71/750: A: 29.53" / 750 mm 316 St. Steel 570598 665574 3</p>
 <p>S72 Clg Hanger Extension A: 39.37 / 1000 mm 316 St. Steel 570598 665575 0</p>
 <p>S73 Ceiling Hanger A: 39.37 / 1000 mm 316 St. Steel 570598 665572 9</p>



Disposition	S26	S27	S28					
Splice Parts								
S90	●	●	●					
S43	●	●	●					
S42	●	●	●					
S44	●	●	●					
S40B		●						
S87	●	●	●					
S150	●	●	●					
S41B	●	●						
S90H	●	●	●					
Weld-Mount								
S52	A							
S53		A						
S54			A					
S61	D	D						
S62			D					
Screw-Mount								
S47	A							
S48		A						
S49			A					
S57	D	D						
S58			D					
S81	A	A	A					
S80	A	A	A					
S71/S72/S73	●	●	●					
S01-S03	●							
S04-S06		●						
S07-S08			●					